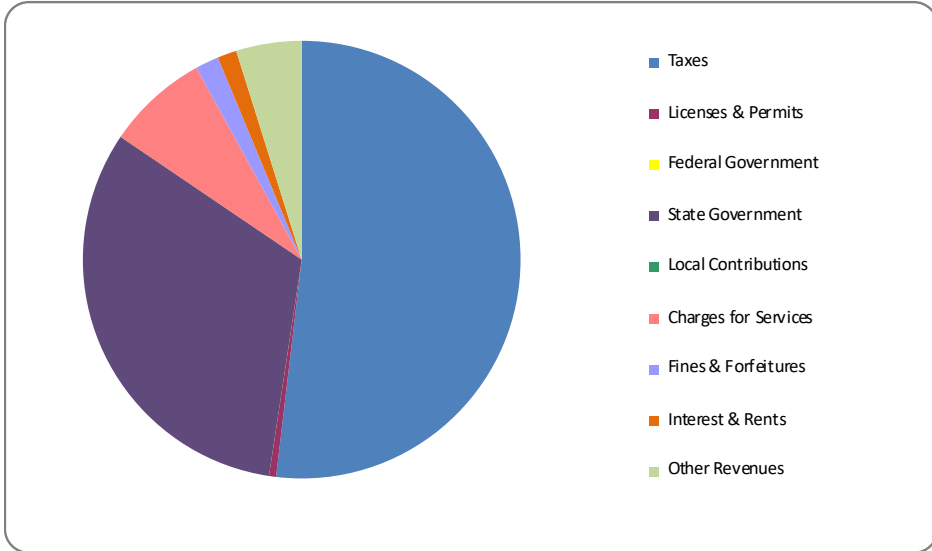


CITIZEN'S GUIDE TO LOCAL UNIT FINANCES - CITY OF BELDING (34-2010)

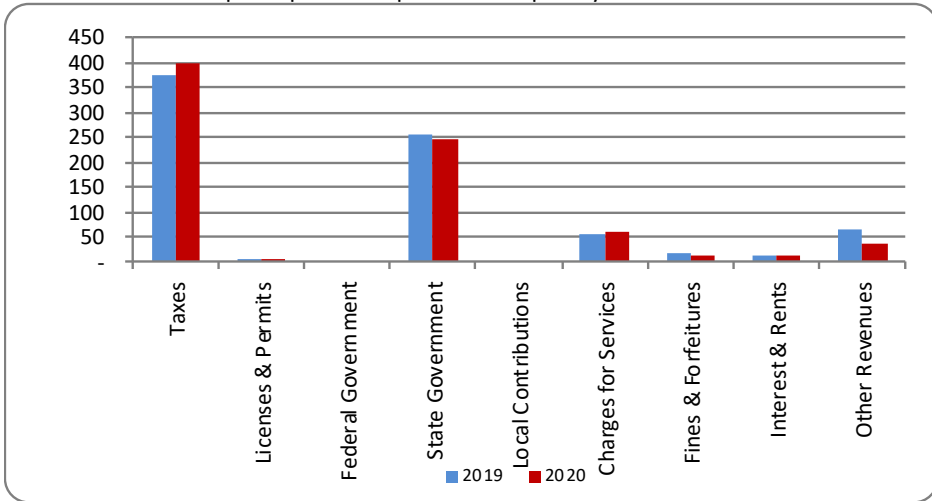
1. Where our money comes from (all governmental funds)



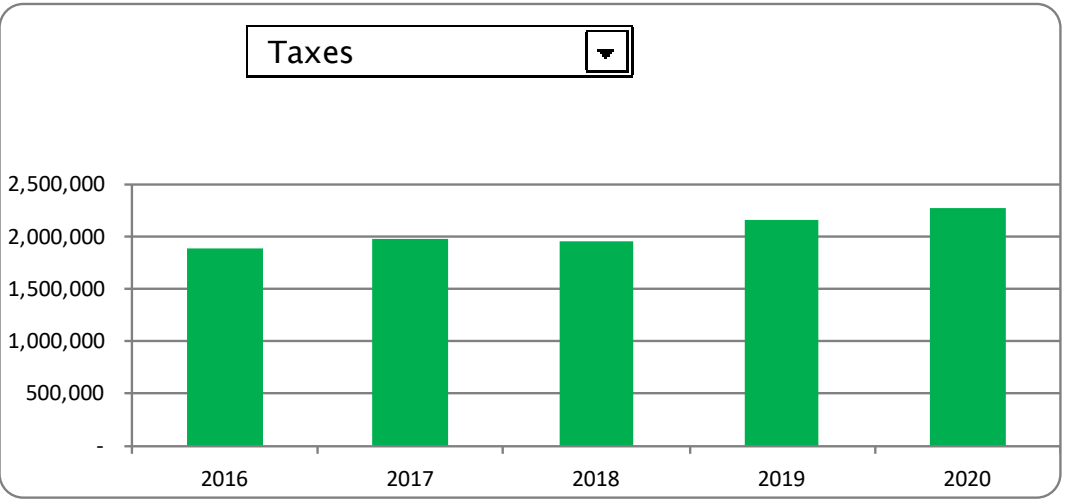
2. Compared to the prior year

	<u>2019</u>	<u>2020</u>	<u>% change</u>
Taxes	\$ 2,169,021	\$ 2,285,364	5.36%
Licenses & Permits	15,807	22,999	45.50%
Federal Government	-	-	N/A
State Government	1,479,479	1,413,527	-4.46%
Local Contributions	-	-	N/A
Charges for Services	329,397	331,630	0.68%
Fines & Forfeitures	87,134	76,340	-12.39%
Interest & Rents	68,769	62,471	-9.16%
Other Revenues	372,212	213,302	-42.69%
Total Revenues	\$ 4,521,819	\$ 4,405,633	-2.57%

3. Revenue sources per capita - compared to the prior year



4. Historical trends of individual sources

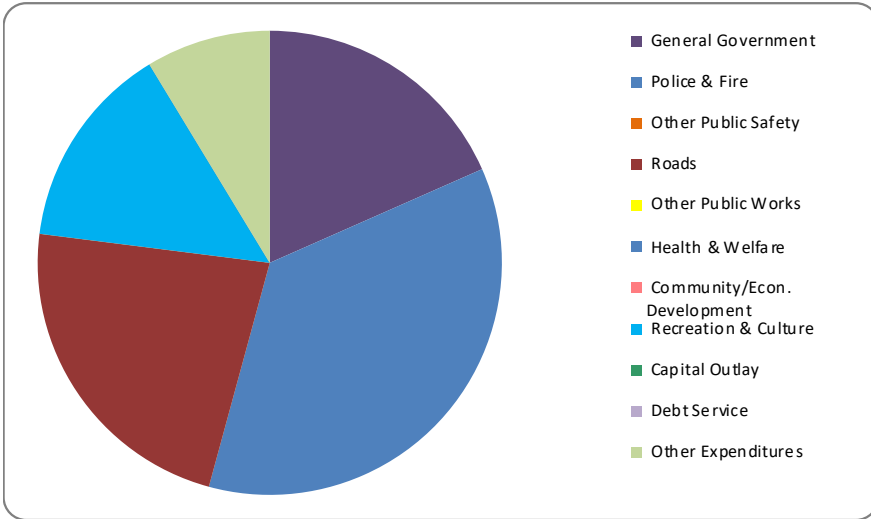


Commentary:

For more information on our unit's finances, contact BECKY SCHLIENZ at 616-794-1900 EXT 203.

CITIZEN'S GUIDE TO LOCAL UNIT FINANCES - CITY OF BELDING (34-2010)

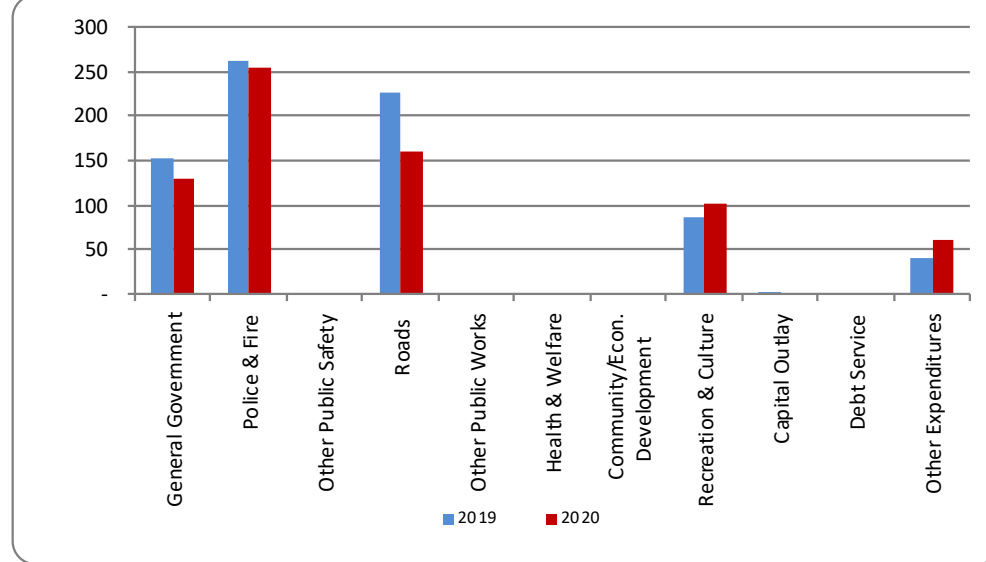
1. Where we spend our money (all governmental funds)



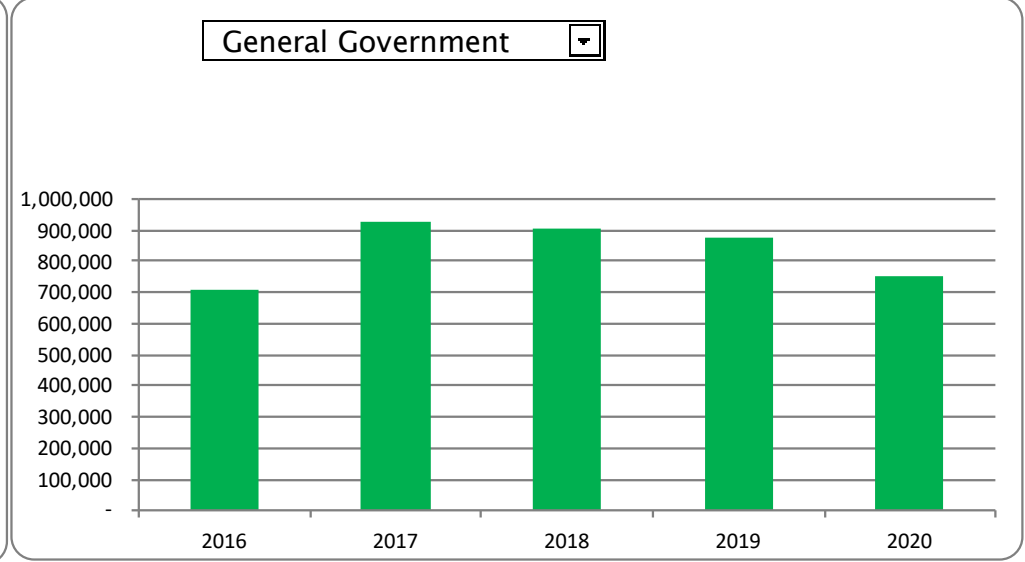
2. Compared to the prior year

	2019	2020	% change
General Government	\$ 876,530	\$ 751,102	-14.31%
Police & Fire	1,508,255	1,464,096	-2.93%
Other Public Safety	-	-	N/A
Roads	1,301,543	930,052	-28.54%
Other Public Works	-	-	N/A
Health & Welfare	-	-	N/A
Community/Econ. Development	-	-	N/A
Recreation & Culture	503,896	584,950	16.09%
Capital Outlay	19,000	-	-100.00%
Debt Service	-	-	N/A
Other Expenditures	229,301	354,527	54.61%
Total Expenditures	\$ 4,438,525	\$ 4,084,727	-7.97%

3. Spending per capita - compared to the prior year



4. Historical trends of individual departments:

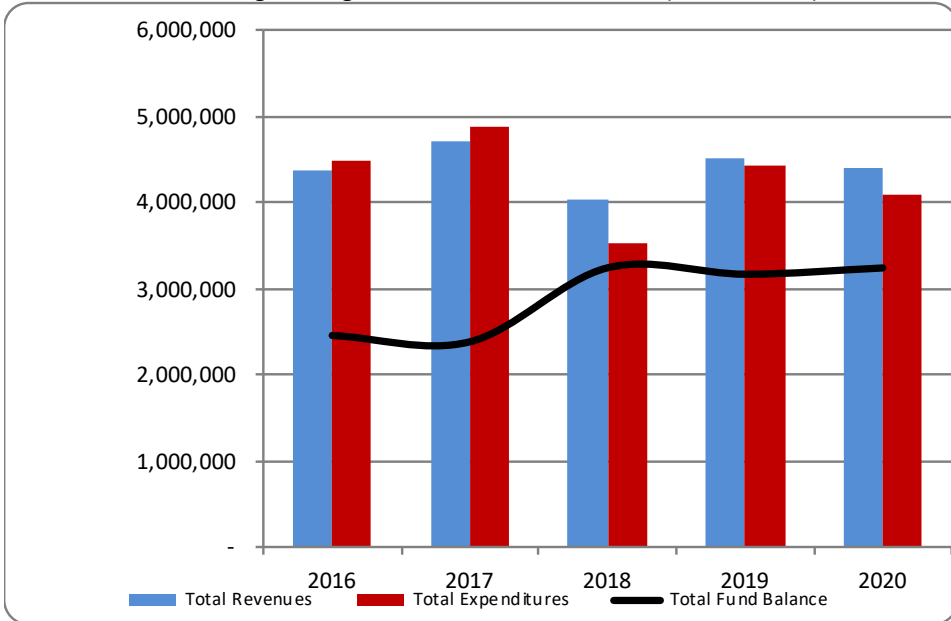


Commentary:

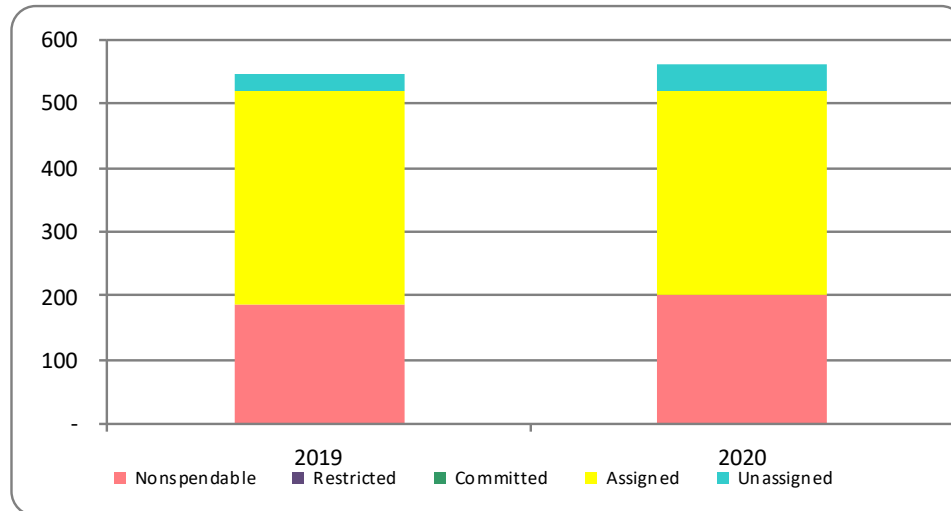
For more information on our unit's finances, contact BECKY SCHLIENZ at 616-794-1900 EXT 203.

CITIZEN'S GUIDE TO LOCAL UNIT FINANCES - CITY OF BELDING (34-2010)

1. How have we managed our governmental fund resources (fund balance)?



3. Fund balance per capita - compared to the prior year

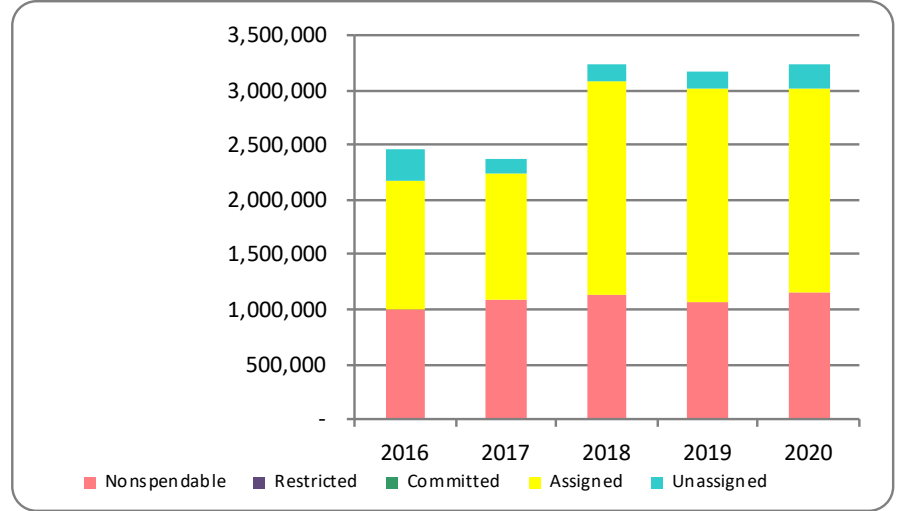


FINANCIAL POSITION

2. Compared to the prior year

	2019	2020	% change
Revenue	4,521,819	4,405,633	-2.57%
Expenditures	4,438,525	4,084,727	-7.97%
Surplus (shortfall)	83,294	320,906	285.27%
Fund balance, by component:			
Nonspendable	1,073,523	1,159,666	8.02%
Restricted	-	-	N/A
Committed	-	-	N/A
Assigned	1,929,582	1,848,407	-4.21%
Unassigned	161,639	229,583	42.03%
total fund balance	3,164,744	3,237,656	2.30%

4. Historical trends of individual components

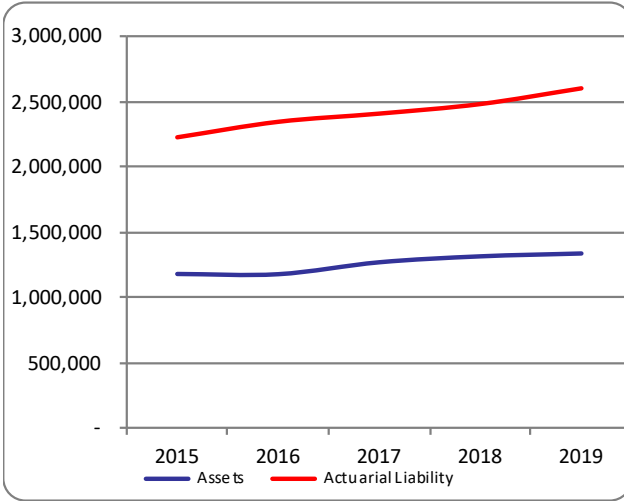


Commentary:

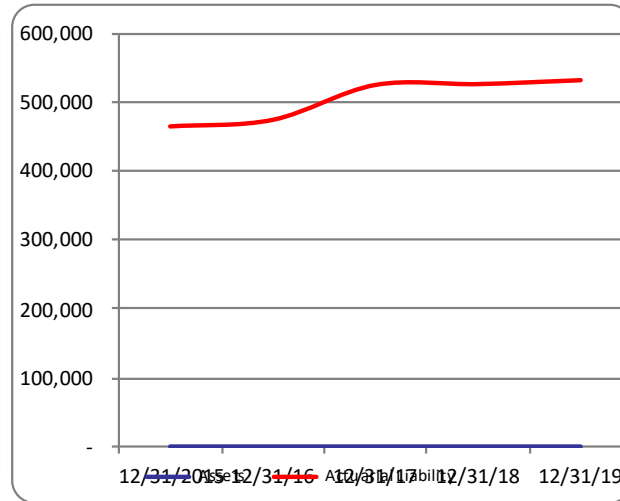
CITIZEN'S GUIDE TO LOCAL UNIT FINANCES - CITY OF BELDING (34-2010)

OTHER LONG TERM OBLIGATIONS

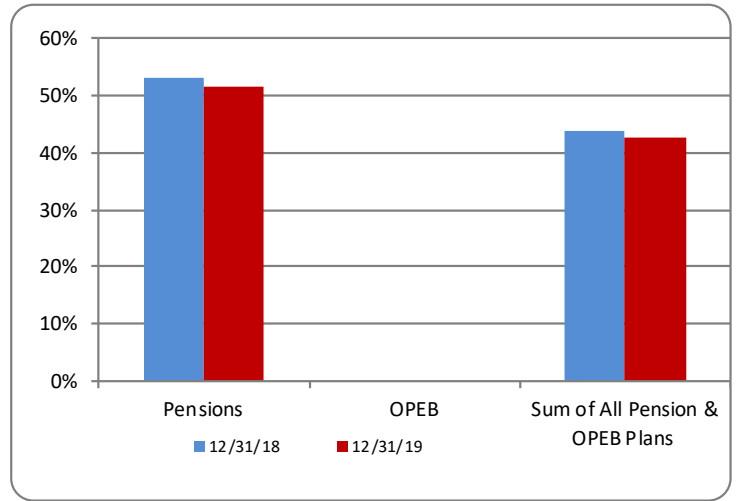
1. Pension funding status



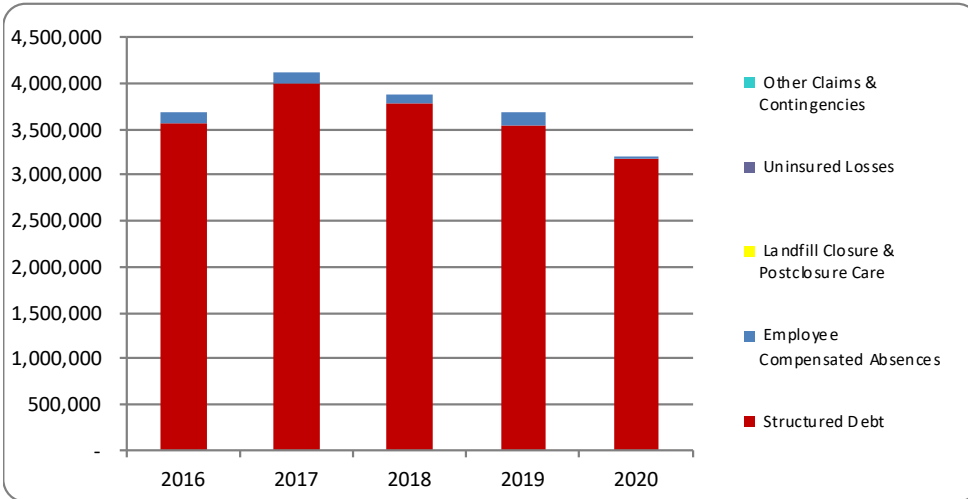
2. Retiree Health care funding status



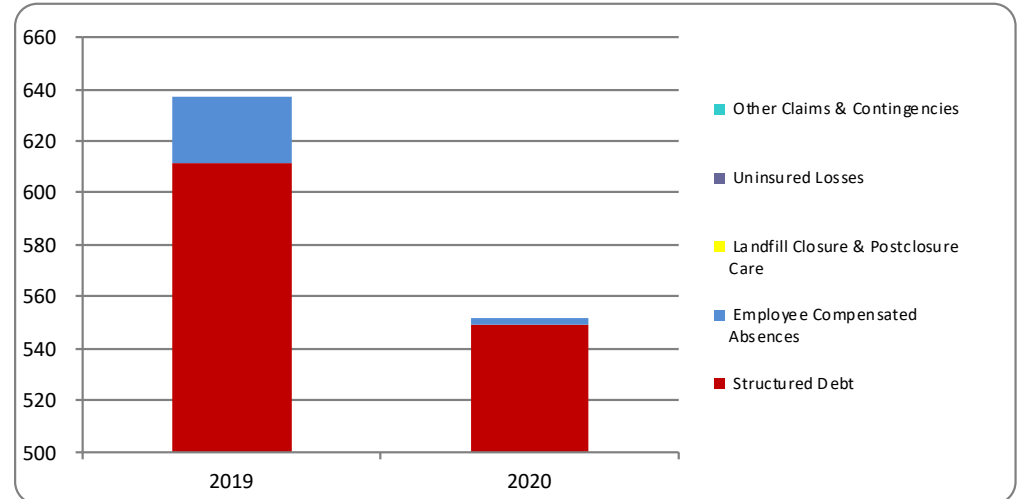
3. Percent funded - compared to the prior year



4. Long Term Debt obligations:



5. Debt & other long term obligations per capita - compared to the prior year



Commentary:

For more information on our unit's finances, contact BECKY SCHLIENZ at 616-794-1900 EXT 203.